

MARINE

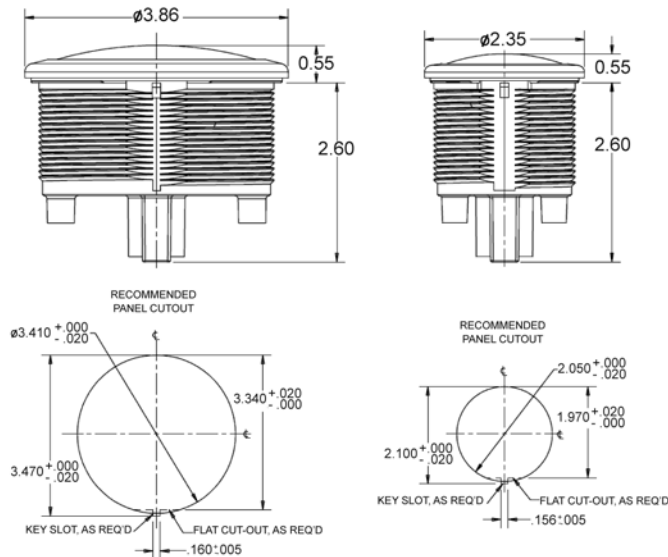
Veethree
Instruments



MATRIX GAUGES BLACK

The Matrix gauge set is intended to operate on Mercury SmartCraft engines (max 4 engines/2 stations) utilizing the SmartCraft® protocol. The gauges operate on 12 volt systems and support single, dual, triple or quad engine applications.

In a Matrix gauge set, the 3" tachometer is the master and connects directly to the SmartCraft data bus. All other gauges are slaves and connect to the tachometer RS-485 private bus (immune to electrical noise, more robust and reliable). The tachometer reads SmartCraft engine parameters and forwards them on the private bus for the slave gauges.



ISSUE DATE JULY 2011
DATA SHEET NO INT - G12

AT A GLANCE

FEATURES

- Smart Tachometer
CANbus driven
- All 2" gauges receive data from tachometers
- LCD on Tachometer and Speedo displays all available data and alarms
- IP67 waterproof/
submersible housings
(with Connector fitted)
- Dry Nitrogen filled to minimize fogging
- LED dimmable,
automotive style
backlighting (red)
- CANbus connectivity

AT A GLANCE

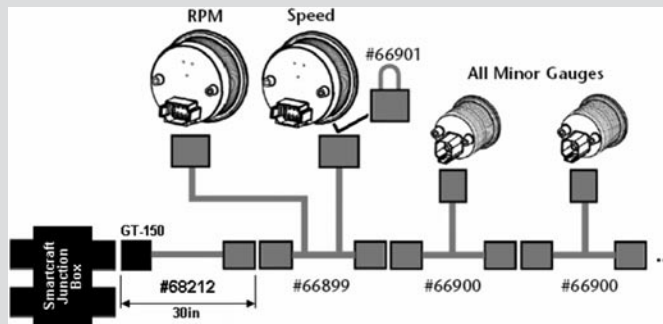
FEATURES

- Large FSTN LCD (excellent optical performance under all lighting conditions) on speedo and tach (with contrast adjustment).
- 8-16v DC operational range
- Alarm output for vessel info
- Polished chrome bezels


ORDER INFORMATION	SIZE	DOMED	ELITE
Tachometer w/ LCD US 7000 RPM	3"	781014SDFB	781098SDFB
Speedometer w/ LCD US 90 MPH	3"	781016SDFB	781100SDFB
Fuel Primary	2"	781019SDFB	781103SDFB
Fuel Secondary	2"	781020SDFB	781104SDFB
Voltmeter 10 - 16 VDC	2"	781021SDFB	781105SDFB
Temperature 240F	2"	781022SDFB	781106SDFB
Water pressure 40 PSI	2"	781024SDFB	781108SDFB
Oil Pressure 80 PSI	2"	781028SDFB	781112SDFB
Trim	2"	781032SDFB	781116SDFB

MATRIX HARNESS/CONNECTORS	PART NO
<i>Various harnesses are required for installations</i>	
Connects Matrix Tachometer to SmartCraft harness (30")	68212
Connects Tachometer to Speedo (48")	66899
Connects any 2" gauge to another (8")	66900
Terminator used when no Speedo is present	66901

Matrix Harness/Connectors



Matrix Harness/Connectors



MATRIX MENU STRUCTURES

EXAMPLE MATRIX MENU STRUCTURES - SPEEDOMETER



Hold up and down keys in simultaneously to enter gauge set-up mode

